


## Sugar Glider

Scientific Name: *Petaurus Breviceps*

### Brief Description:

A Sugar Glider is a relatively small, marsupial possum, originating from Australia, Tasmania, and Indonesia. They are nocturnal, tree dwelling animals that enjoy eating sweet fruits. They are extremely social and crave the attention of the people around them, which is what makes them so endearing as pets.



**Average Size:** Ten-to-twelve-inches long, half of which is the tail.

**Average Life Span:** Twelve-to-fifteen years.

### Feeding:

Feeding your Sugar Glider is a simple process but they do require a quality diet. Here are our suggestions and recommendations for keeping your Sugar Glider healthy.


- Feed your Sugar Glider, once a day.
- Remove all uneaten food, no longer than twenty four hours after feeding.
- Variety is key. Fresh vegetables, fresh fruits, apples, avocado, sweet corn, mangoes, sweet potato, grapes, cantaloupe, broccoli, carrots and plums are good choices.
- Do not give them chocolate, candy, etc.
- Twenty-five percent of their diet should consist of protein, switched up daily.
- Protein sources include unsalted nuts, crickets, grasshoppers, mealworms and earthworms.
- Other good protein sources include unseasoned and boneless chicken, tofu, boiled eggs, yogurt.
- Once per week, dust food with a light amount of reptile calcium powder with vitamin D3.
- Once per week, dust food with a reptile multivitamin powder supplement
- Provide ample water. Add Liquid multivitamin to their water.

## Sugar Glider

Scientific Name: *Petaurus Breviceps*

### Housing:

Considering the Sugar Glider is an arboreal animal, gliders will need a change that is tall, with plenty of space and ventilation. In general, the bigger the cage, the happier they will be. Below, we provide you with some basic guidelines.



- As a minimum, the cage should be twenty inch, by twenty inch, by thirty inch.
- Bedding should be Carefresh, recycled paper, or aspen wood shavings.
- Provide plenty of branches, a nesting box or cloth bag, bird ladders and swings, bird and small animal toys, ropes, a comfort exercise wheel, and a plain bone for chewing.
- Swap toys regularly to prevent boredom.
- Wash food bowl regularly, change bedding frequently, clean decorations and toys.

### Lighting:

- Lighting is not required.
- Sugar Gliders are nocturnal and do not enjoy being in bright light.
- A heat lamp is not required.
- Base lighting and heating needs around your pet's requirements.

### Handling:


It's a very good idea to get a bonding pouch, a cloth bag that you can attach to your body, preferably over your heart, to carry your Sugar Glider close to you to form a bond. Pass the bonding pouch around to multiple friends and family members so they can interact and bond with several different people. It's best to do this often when the animal is still young.

## Sugar Glider

Scientific Name: *Petaurus Breviceps*

### Handling: (con't)

These animals are so social, they will want to be around you all the time, and can become depressed if not given enough attention. For this reason, it is usually best to acquire two gliders to live together. They will still desire frequent human interaction though.



### Reproduction:

- May require licensing in your state to breed and sell Sugar Gliders.
- Begin breeding at seven months to a year.
- Some will wait to thirteen-to-fourteen months.
- They will mate, year round.
- They usually have two-to-three babies at the same time, up to six babies a year.
- Gestation period is short and only about sixteen days.
- They are carried in a maternal pouch for two-to-three months.
- Handle babies only after three-to-four weeks.
- New born should be eating semi-solid food.
- Can be separated from parents, after three months of age.

Petware  
House