

## Bearded Dragon

Scientific Name: Pogona

### Brief Description:



Apparently, the Bearded Dragon contains nine lizard species. We can tell you that the name "Bearded Dragon" refers to the "beard" of the dragon, the underside of the throat which can turn black if they are under a lot of stress or come across a potential rival. They are great climbers and will spend a lot of time on branches and in bushes. The Bearded Dragon makes a great pet as they are often very docile and ready to play.

**Average Size:** Males can grow up to twenty-four inches long and females can grow up to twenty inches.

**Average Life Span:** The typical life span for a bearded dragon twelve years.

### Feeding:

Bearded Dragons will feast on live mealworms, gut-loaded crickets, wax worms, vegetables and fruits.


- Adult Bearded Dragons (18 months and older) should be feed once a day and at times, every other day.
- Diet should consists of twenty-to-twenty-five percent insects and seventy-to-eighty percent vegetables.
- Offer pinkie mice, canned dog food, and softened rabbit pellets, occasionally.  
Once every three weeks to a month.

## Bearded Dragon

Scientific Name: Pogona

### Feeding: (con't)

- Adults are susceptible to obesity so keep an eye on growth rate.
- Provide your dragon with vitamin and calcium with vitamin D3, dusted on food, two or three times per week.
- Juvenile's food should be dusted with a broad spectrum vitamin supplement once per week.
- Don't feed a juvenile Bearded Dragon anything larger than its head.



### Housing:

Determining the best housing and housing options is based on the size of your pet. A tank that is too small can be very stressful for your pet and can limit their overall growth. Below you will find tank dimensions and other helpful information for your pet.

- For baby Dragons, we suggest a twenty gallon tank. This size will provide them with space while keeping the stress factor, minimal.
- Ten-to-sixteen inch Dragons will require a forty-gallon tank. However, the larger the tank, the happier your dragon will be and the larger they will grow.
- Sixteen-to-twenty inch Dragons require larger tanks such as fifty-to-seventy-five gallon.
- Dragon's, twenty-inches or larger will require a minimum of seventy-five gallons while a one-hundred, twenty gallon tank would be perfect.

## Bearded Dragon

Scientific Name: Pogona

### Heating:

- Humidity levels are very important for your pet Dragon. The habitat should have a humidity level of twenty-to-thirty percent.
  - o Use a thermometer at each end as well as a hygrometer – a device that measures humidity.
  - o If humidity is less than twenty-percent, use a misting spray bottle with water.
- Place your heat light over the basking spot, which should be the warmest area in the habitat during the day.
  - o One-hundred °F to one-hundred-ten °F is perfect.
  - o Cool end should be seventy-five °F to eighty-five °F.
- Turn off any basking lights during the night-time.
  - o Use a ceramic heat emitter or night heat lamp to keep temperatures between sixty-six °F and seventy-five °F.




### Lighting:

- Bearded Dragons sleep by night and are active during the day.
- They will require about twelve hours of basking time under a UVA/UVB light, per day.
- For night-viewing, switch to a night-specific bulb to keep from disturbing your bearded dragon.

## Bearded Dragon

Scientific Name: Pogona

### Health:



When you bring your new pet, try not to handle it for a several days. They will need this time to adjust to their new home and surroundings. However, even settled Dragons can get sick from time-to-time. If you notice any of these signs, it might be a good time for a visit to your local veterinarian.

- More hiding time than usual.
- Skin is discoloured or shedding.
- Swollen joints.
- Less drinking and eating, even weight loss.
- Discharge from the eyes, nose or mouth.
- Droppings that appears runny for more than two days.

### Breeding Bearded Dragons:

Successful breeding of Bearded Dragons is outside the scope of this pet care sheet, but here some points to keep in mind if wish to try this.


- Ensure the habitat is sufficient for breeding and that your temperatures area remain steady.
- You should have enough room for two adult dragons
- Provide brumination – a decreased period of temperature and daylight hours for two to three months.



## Bearded Dragon

Scientific Name: Pogona

### Breeding: (con't)



- A sexually matured male will have a darkened beard, he will bob his head and stomp his feet for the female.
- A female lays her eggs, four to six weeks after a successful mating.
- She will appear fuller in the abdomen.
- She will eat less and less and eventually even stop eating.
- Place a male with an equal size or weight female.
- Both male and female should be at least eighteen months old.
- Allow the pair to remain together for about a week, remove her for another week then reintroduce them again for one more week.
- If you have witnessed successful copulations, separate the female male.
- Provide a lay box filled with moist topsoil or potting soil placed in the cage at a slant.

We highly suggest a good book on the subject or visiting some of the excellent Bearded Dragon websites out there. You will find a plethora of details for successfully mating Bearded Dragons.

### Notes and Comments:

Bearded Dragons can be finicky about room temperatures, so take a moment or two each day to ensure your pet is comfortable. Be sure to provide a rock or piece of driftwood so your pet can climb a little closer to his or her heat source or to hide behind. A few branches should suffice.